



# zero hero

PAY CHIPS BUILD SETS WIN POINTS

**Don't risk getting a big zero!**

A tactical collectible card game by Klaus-Jürgen Wrede & Ralf zur Linde

You'll need good timing! Are you going to take one zerone, or would you rather buy a card pair? If you manage to build sets of exactly 3 cards, you avoid getting a big zero and pick up points galore!

## Contents:

56 Cards in seven different colours, each with the values 0, 0, 2, 2, 2, 3, 3, 4



40 zero shaped chips  
"Zerones"



1 Rules booklet

## Aim of the game:

The aim is to get the most points by skilfully using the zerones to collect the right card pairs and to form as many sets of exactly 3 cards as possible.



## Preparation:

- Shuffle the **cards** well. Depending on how many of you there are, remove

**12 cards** if there are two players

**6 cards** if there are three players

**no cards** if there are four players

from the game without looking at them and put them back in the box. You will not need them for the current game.

- Deal everyone **one card** each. Look at them and place them **face-down** in front of you.
- Then count off **10 cards** and place them in the middle of the table as a face-down pile. These are the **end cards**. Then put the remaining cards on top of the end cards, also as a **face-down pile**, but rotated by 90 degrees.
- Draw two cards from the pile and place them face-up in the centre of the table, slightly overlapping, as a **card pair**. Repeat this process three more times, until **four card pairs** lie next to each other.
- Place a pile with **4 zeronos** on top of every card pair.
- Each person takes **3 zeronos** as their personal pool. Lay out the remaining zeronos as a general pool.
- Choose who is to start.

Play setup for 3 people



## Rules:

You play in clockwise order. When it's your turn, you must do **one** of the following:

- A. take zerone(s)
- or
- B. buy a card pair

### A. Take zerone(s)

Take one zerone from any of the four piles, which are on top of the card pairs, and put them in your personal pool.

N.B.: If the pile consists of five or more zerones, you can even take 2 of them!


## B. Buy a card pair:

If you want to buy a card pair, first check the number of zeronos stacked above the desired card pair. That is the cost of this card pair. Then, from your personal pool, add exactly **the same number** of zeronos to the pile and take the card pair. Then turn over 2 cards from the face-down pile and put them in the same place in the centre of the table as a new card pair.

*Special case:* If there are no longer any zeronos over a card pair, you can take the card pair “for free”. After you have turned over 2 cards from the face-up pile as a new card pair, you place 4 zeronos above the new pair.

You always group purchased cards face-up in front of you in columns of the same colour. This is how your *collection* gradually develops.

### Example:




There is a pile with three zeronos on top of the card pair TURQUOISE 2 and ORANGE 4. Andrea wants to buy the card pair, so she adds three more zeronos from her personal pool to the pile. She takes the card pair and puts the cards in her collection, sorted by colour. She then draws 2 cards from the pile and puts them under the six zeronos as a new card pair.

## Special actions:


If a symbol is also shown on one (or both) of the purchased cards, you **must** immediately carry out the corresponding special action:

 : **Zerone:** Take one zerone from the *general* pool and put it in your personal pool.

 : **Card:** Draw one card from the face-down pile. Look at it and place it **face-down** in front of you.


 : **Swap:** You can **either**

- put any one face-up card from your *collection* in the *collection* of another person, **or**
- take any one face-up card from the *collection* of another person and put it in your own *collection*.

 : **Flags:** This symbol is of no importance at first and only becomes relevant once you have reached the pile with the end cards (see “End of the game & scoring”).

N.B.: The special actions are only triggered for symbols on the cards that you have just taken from the middle of the table. Symbols on cards that you receive because of a special action do not trigger any further special actions.

## End of the game & scoring:

As soon as you have reached the pile with the **end cards**, you carry on playing as described above, until a card with a flag symbol  is turned over. This ends the game immediately and is followed by the scoring.

**N.B.:** If there is no card with the flag symbol among the **end cards**, the game ends when the last card in the pile is turned over.

First turn over all cards that are lying face-down in front of you and add them to the matching coloured rows in your *collection*.


Now calculate your points as follows:

- 1. Zero Hero:** Whoever has collected the most cards with the value "0" receives **5 points**. In the event of a tie, each of the tying players gets 5 points.
- 2. Solo:** For each colour set consisting of **exactly one card**, you count the card value as points.
- 3. Sets of three:** For each colour set consisting of **exactly 3 cards**, you multiply the two highest cards with each other. You count the result as your points.
- 4. Big zero:** There are no points for each colour set that does **not** consist of exactly one or three cards.

There are no points for left-over zeronos in your personal pool.

The player with the highest overall score wins the game. In the event of a tie, all the tied players are joint winners.

## Example of scoring:



**Mary achieves an overall score of 11 points**

- 1. Zero Hero:** Because she has not collected the most cards with the value “0”, she also receives **no points** for these.
- 2. Solo:** For the green card, she receives **2 points**.
- 3. Sets of three:** She multiplies the two highest card values in each set by each other. For her orange-coloured row, she receives **9 points** ( $=3 \times 3$ ). For her purple-coloured row, she receives **0 points** ( $=2 \times 0$ ).
- 4. Big zero:** For all other colour rows, she receives **no points**, because they do not consist of exactly 1 or 3 cards.

If you have any questions or suggestions about “Zero Hero”, please write us at:

Piatnik, Hütteldorfer Straße 229-231, A-1140 Vienna, Austria  
or send an email to [info@piatnik.com](mailto:info@piatnik.com)



Warning! Not suitable for children under 3 years. Risk of choking – contains small parts that could be swallowed. Please keep address for further reference.

Find us on:



PiatnikSpiele



piatnik\_spiele



PiatnikSpiele



# POCKET GAMES


## TRY THEM ALL!




Nr. 752704



Nr. 752001



Nr. 752803



Nr. 752407



Nr. 752605

